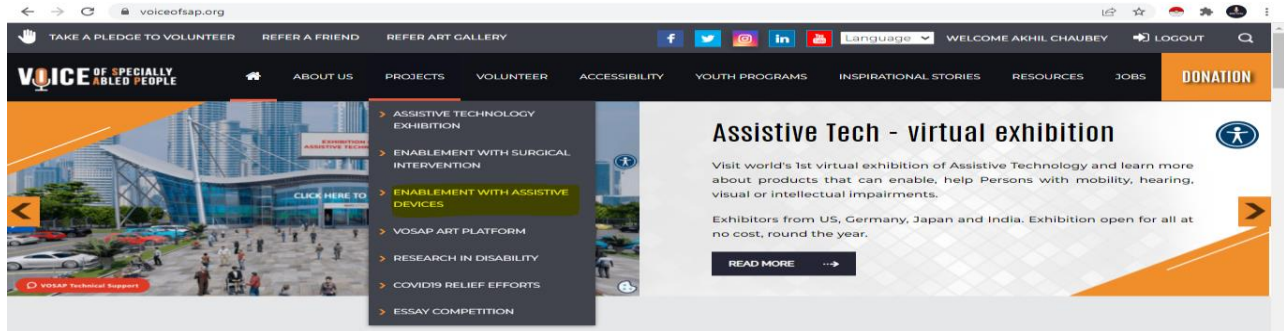


## How to apply for Assistive Devices/Self Employment Kit

### Step 1:-

1. Go to our website: <https://www.voiceofsap.org/>
2. Then go to the menu bar and click on projects dropdown menu & find Enablement with Assistive Devices tab.



3. Once the page is opened then click on the apply now button & enter your full name and email. Verify your Email by Clicking the link received in the email.

## APPLICATION FOR ASSISTIVE DEVICE / SELF EMPLOYMENT KIT

Welcome to Voice of SAP to request for the grant of assistive devices and/or self employment kit to help you live a better life with dignity. Please enter your name and email here, we will send you an email to verify the email ID along with a link to come back here and finish your application.

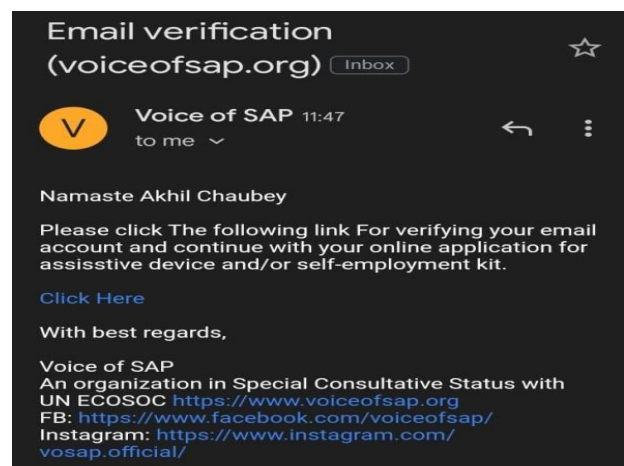
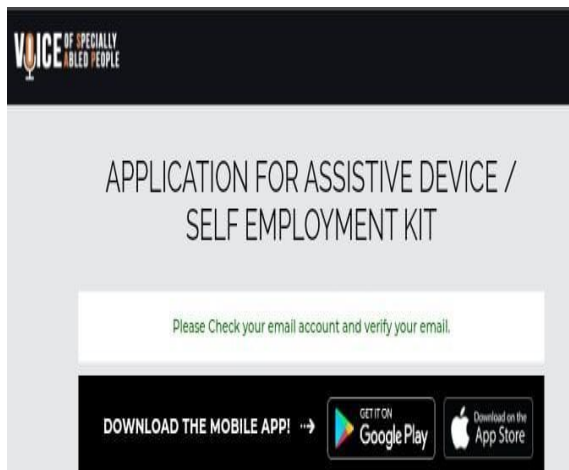
Full Name (required)

Akhil

E-mail (required)

Akhil@voiceofsap.org

SUBMIT



4. Enter Your Name, Phone, Country, State, City, Select Partner Organization which has referred you.

**Partner Organization (required)**

- APH: Belgaum
- APH: Belgaum**
- BPA: Ahmedabad
- SNEH : Nagda
- SYSS: Basti
- GASVS: Chhindwara
- Care Educational Trust: Lucknow
- Deva International: Varanasi
- Dextroware Devices: Chennai
- VYO: Rajkot
- Neomotion: Chennai
- VIPO : Vadodara
- Indent
- Bharat Vikas : Patna
- Trestle Labs

**Country (required)**

Select Country

**City (required)**

Select City

(ne)  Beauty Parlour Kit

Tricycle

Sewing machine

5. Then select the assistive device that you require.

**Select Assistive Device/Service**

- Kibo App
- Daisy Player
- Wheelchair
- Saarathi (Smart Cane)
- Smart Phone
- Hearing Aid
- Beauty Parlour Kit
- Tricycle
- Sewing machine

**Subsidized Products:** (\* Subsidized by Voice of SAP)

- Kibo XS device for visually-impaired
- Mouseware (Wearable head device)
- Neofly (customized wheelchair)
- Neobolt (Motorized wheelchair)
- Power Wheelchair(Indent)
- Artificial Limbs

6. Mention whether you have received any assistive devices in the past or not.  
 7. Enter your Adhar-Card details and answer all the queries(mandatory). Upload your Adhar-Card & Medical certificate/UDID with it

**Birth Date (required)**  
01/01/2000

**Aadhar Card Number**

**Did you receive any Assistive Device in past? (required)**  
 Yes  No

**How this assistive device will help you? (required)**

**Tell us about you and your family? (required)**

**Family income per year (required)**  
Less Than Rs 1.5 LAC

**Delivery Center (required)**  
BPA - Ahmedabad

**Delivery Address (required)**

**Attach Aadhar card (required)**  
Browse... No file selected.

**Attach Medical certificate/UDID (required)**  
Browse... No file selected.

I confirm that information submitted is accurate.

**NEXT STEP**

8. Click on the checkbox and then hit the Next Step Radio button to proceed for step 2.

Note : Documents should be uploaded as image .JPEG/PNG, Word File or PDF format only.



**Step 2:-**

1. Upload all the mandatory documents.
2. Attach the Income Certificate, photograph, community leader's reference letter, Attach affidavit.

<b>E-mail</b> (required)	<b>Attach Income Certificate</b> (required)
<input type="text" value="Akhil@voiceofsap.org"/>	<input type="text" value="Browse... No file selected."/>
<b>Attach Reference letter of community leader</b> (required)	<b>Attach Photo</b> (required)
<input type="text" value="Browse... No file selected."/>	<input type="text" value="Browse... No file selected."/>
<b>Attach Affidavit</b> (required)	
<input type="text" value="Browse... No file selected."/>	
<b>Address</b> (required)	
<input type="text"/>	
<input type="checkbox"/> I confirm that information submitted is accurate.	
<input type="submit" value="SUBMIT"/>	

3. Write down your full address.
4. Once all the documents and details have been uploaded, please click the checkbox to confirm the submission of information and click on Submit.

Note: Documents should be uploaded as image .JPEG/PNG, Word File or PDF format only.

**Your Application Submitted successfully**

Thank you very much, We will connect with you.

After the submission of the form you will be receiving an Email.

Once the Verification and assessment of application is done, you will receive an email from the team regarding the update of your application.

**VOICE** OF SPECIALLY  
ABLED PEOPLE  
! THANK YOU !